


**vtech**<sup>®</sup>

# User's Manual

## **BIGSBY**<sup>™</sup> READING SYSTEM



© 2010 VTECH

Printed in China

91-002395-025-000 (美)

Dear Parent,

The gift of reading is the greatest gift you can give your child. That's why VTech developed the **Bugsby Reading System™**.

Now you can see stories come to life in your child's imagination with our innovative and simple approach to reading. Designed with your child in mind, the **Bugsby Reading System™** allows your child to develop a love of reading with this adorable character. **Bugsby** builds on early reading skills, reinforcing lessons in phonics, word recognition, sentence structure and more!

At VTech we are dedicated to helping you help your children discover their gifts. We thank you for your trust in our uniquely developed products that encourage active minds through imaginative play.


Sincerely,

Your friends at VTech®

To learn more about the **Bugsby Reading System™** series and other VTech® toys, visit [www.vtechkids.com](http://www.vtechkids.com)

# INTRODUCTION

When Skipper overhears King Julien insulting the penguins, a contest is proposed. Who is more popular, the penguins or the lemurs? Kowalski suggests a contest and soon the animals are going head to head in some of the wildest, wackiest competitions the zoo has ever seen. Read along as the penguins and lemurs compete and find out who will be the winner!



## INCLUDED IN THIS PACKAGE


- 1 interactive book - The Penguins of Madagascar: Game On!
- 1 game cartridge - The Penguins of Madagascar: Game On!

**WARNING:** All packing materials, such as tape, plastic sheets, packaging locks, wire ties and tags are not part of this toy, and should be discarded for your child's safety.

Note: Please keep the user's manual as it contains important information.

# GETTING STARTED


Step 1: Take the cartridge out of the storage slot on the book.



Step 2: Insert the cartridge into the back of the Bugsby pen.



Step 3: Switch on the Bugsby pen.



# FEATURES

**Read the Page Button**



Touch this button to listen to one story page.

**Repeat Button**



When you're playing a game, touch this button to hear the instructions or question again.

**Stop Button**



Touch this button to stop a game.

### **Beginner Game Button**



Touch this button to play a beginner-level game.

### **Advanced Game Button**



Touch this button to play an advanced-level game.

### **Read the Whole Story Button**



Touch this button to listen to the whole story.

### **Word Hunt Button**



Touch this button to play a vocabulary game all over the book.

### **Music On/Off Button**




Touch this button to turn the background music on or off.

## **CARE AND MAINTENANCE**

1. Keep the Bugsby unit clean by wiping it with a slightly damp cloth.
2. Keep the unit out of direct sunlight and away from direct sources of heat.
3. Remove the batteries when the unit will not be used for a long period of time.
4. Do not drop the unit on hard surfaces or try to dismantle it.
5. Do not immerse the unit in water or get the unit wet.
6. For best performance, keep the reading sensor at the bottom of the pen free of dirt.

# TROUBLESHOOTING

1. If your Bugsby pen stops working or does not turn on:
  - Check your batteries. Make sure the batteries are fresh and properly installed.
  - Insert the tip of a paper clip (or a similar object without a sharp tip) into the small hole at the left side of the unit labeled “Reset.”
  - If you are still having problems, visit our website at [www.vtechkids.com](http://www.vtechkids.com) for troubleshooting tips.
2. If after pressing the On/Off button, nothing happens:
  - Check to see that inserted batteries are aligned correctly.



## Reminder:

For best performance, please make sure to turn the unit off before inserting or removing a cartridge. Otherwise, the unit may malfunction. If this happens, and the unit does not respond to pressing the On/Off button, remove the batteries and reinstall them. If the unit still does not respond, insert the tip of a paper clip into the Reset button.

# TECHNICAL SUPPORT

If you have a problem that cannot be solved by using this manual, we encourage you to visit us online or contact our Consumer Services Department with any problems and/or suggestions that you might have. A support representative will be happy to assist you. Before requesting support, please be ready to provide or include the information below:

- The name of your product or model number (the model number is typically located on the back or bottom of your product).
- The actual problem you are experiencing.
- The actions you took right before the problem occurred.

Internet: [www.vtechkids.com](http://www.vtechkids.com)

Phone: 1-800-521-2010 in the U.S. or 1-877-352-8697 in Canada

# COPYRIGHT NOTICES:

Copyright 2010 VTech Electronics North America, L.L.C. All Rights Reserved. **VTech**® and the VTech logo are registered trademarks of VTech. Bugsby Reading System is trademark of VTech Electronics North America, L.L.C. All other trademarks are property of their respective owners.

© 2010 Viacom International Inc. Madagascar ® DWA L.L.C. All Rights Reserved.

## IMPORTANT NOTE:

Creating and developing **Bugsby Reading System™** products is accompanied by a responsibility that we at **VTech**® take very seriously. We make every effort to ensure the accuracy of the information that forms the value of our products. However, errors sometimes can occur. It is important for you to know that we stand behind our products and encourage you to call our Consumer Services Department at 1-800-521-2010 in the U.S. or 1-877-352-8697 in Canada, with any problems and/or suggestions that you might have. A service representative will be happy to help you.

## OTHER INFO

### DISCLAIMER AND LIMITATION OF LIABILITY

VTech Electronics North America, L.L.C. and its suppliers assume no responsibility for any damage or loss resulting from the use of this handbook. VTech Electronics North America, L.L.C. and its suppliers assume no responsibility for any loss or claims by third parties that may arise through the use of this software. VTech Electronics North America, L.L.C. and its suppliers assume no responsibility for any damage or loss caused by deletion of data as a result of malfunction, dead battery, or repairs. Be sure to make backup copies of important data on other media to protect against data loss. Company: VTech Electronics North America, L.L.C.

Address: 1155 West Dundee Rd., Suite 130, Arlington Heights, IL 60004 USA

Phone: 1-800-521-2010 in the U.S. or 1-877-352-8697 in Canada

## Note:

THIS DEVICE COMPLIES WITH PART 15 OF THE FCC RULES. OPERATION IS SUBJECT TO THE FOLLOWING TWO CONDITIONS:

- (1) THIS DEVICE MAY NOT CAUSE HARMFUL INTERFERENCE, AND
- (2) THIS DEVICE MUST ACCEPT ANY INTERFERENCE RECEIVED, INCLUDING INTERFERENCE THAT MAY CAUSE UNDESIRE OPERATION.

THIS CLASS B DIGITAL APPARATUS COMPLIES WITH CANADIAN ICES-003. CET APPAREIL NUMÉRIQUE DE LA CLASSE B EST CONFORME À LA NORME NMB-003 DU CANADA.

This equipment has been tested and found to comply with the limits for a Class B digital device, pursuant to Part 15 of the FCC Rules. These limits are designed to provide reasonable protection against harmful interference in a residential installation. This equipment generates, uses and can radiate radio frequency energy and, if not installed and used in accordance with the instructions, may cause harmful interference to radio communications. However, there is no guarantee that interference will not occur in a particular installation. If this equipment does cause harmful interference to radio or television reception, which can be determined by turning the equipment off and on, the user is encouraged to try to correct the interference by one or more of the following measures:

- Reorient or relocate the receiving antenna.
- Increase the separation between the equipment and receiver.
- Connect the equipment into an outlet on a circuit different from that to which the receiver is connected.
- Consult the dealer or an experienced radio/TV technician for help.

**CAUTION:** Changes or modifications not expressly approved by the party responsible for compliance could void the user's authority to operate the equipment.